

Transforming Maternal Care with Comprehensive Monitoring of Pregnancy-Related Acute Kidney Injury


Norah Crowley^{#1,2}, John Cutrone^{#1,2}, Madison Ferris^{#1,2}, Catalina Muñoz Duhart^{#1,2}, Minh Tran^{#1,2}, Scout Rice^{#1,2}

Equal contributors

¹ Center for Bioengineering Innovation & Design, Department of Biomedical Engineering, Johns Hopkins University, Baltimore, Maryland.

² Department of Biomedical Engineering, Johns Hopkins University, Baltimore, Maryland.

The Problem: Renal Injury in Pregnancy



One in six pregnant patients have chronic conditions affecting renal function, placing them at risk for renal injury

Renal injury increases the risk of maternal death by **1200%** and neonate death by **470%**

- Current standard of care for assessing renal function is the infrequent measurement of serum creatinine (SCr)
- There are gaps in the standard of care, specifically between 24-32 gestation when renal injury risk peaks
- PrAKI can develop within hours to days; current standard of care cannot keep pace

24-48 hrs

Lag time for SCr to detect renal injury

50%+

Kidney function loss before SCr detection

10%

Of US counties have a practicing MFM

50%


Of high-risk patients lack access to MFM care

Our Solution: AKITA

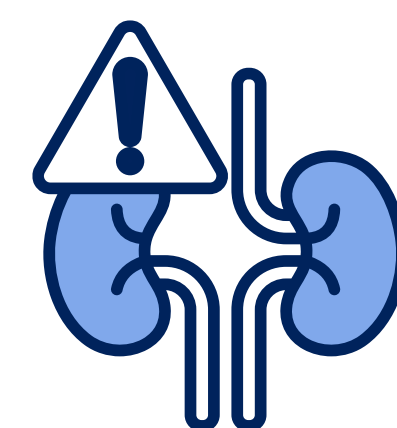
- AKITA: remote monitoring device for pregnant patients with chronic diseases, assesses renal health from 20 weeks gestation to 6 weeks postpartum
- Hardware measures blood pressure daily as well as creatinine and BUN biweekly via painless non-venous blood draw technology
- Software integrates collected data and generates trend reports for weekly clinician review
- Combined platform enables proactive, informed monitoring throughout pregnancy



Measures pregnancy-validated parameters



Generates trend data over course of pregnancy



Enables proactive and timely care



Reduces hospitalizations



Dr. Arthur Jason Vaught

Director of Labor and Delivery at Johns Hopkins Medicine

"The triad [blood pressure, serum creatinine, and BUN] together gives context, it gives numbers, and it gives signs of organ failure and sub-clinical organ failure"

AKITA Is More Comprehensive Than Competitors

	AKITA	Blood Panel	24-hr Urine Test	MinuteFul Kidney	BP Cuff
Automated Trend Mapping	✓	✗	✗	✗	✓
Remote Use	✓	✗	✗	✓	✓
Comprehensive Renal Assessment	✓	✓	✓	✗	✗

High Value Opportunity

\$300M

Serviceable Obtainable Market

600,000

Pregnancies at high risk of renal injury in the US annually

Providers

\$250k

Annual profit from existing reimbursement codes

Payers

\$20k

Saved per patient from complication-related expenses

Patients

\$90

Saved per visit from travel-related expenses

Traction and Go to Market Strategy

2026

2028

2032

2035

Pre-Seed

Seed

Series A

Series B

EXIT

- Patent Filing
- Usability Study
- MVP Design

- FDA Testing
- FDA 510(k) Submission

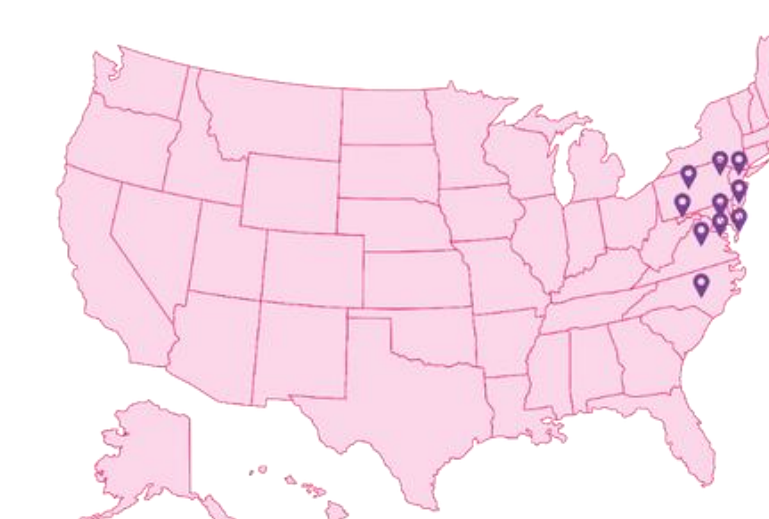
- Scale Production
- Commercialize
- Registry Study

- Non-Pregnant Clinical Study
- Second FDA Submission

\$190 M

Based on Nokia's acquisition of Withings in 2016

Clear Path to Scale

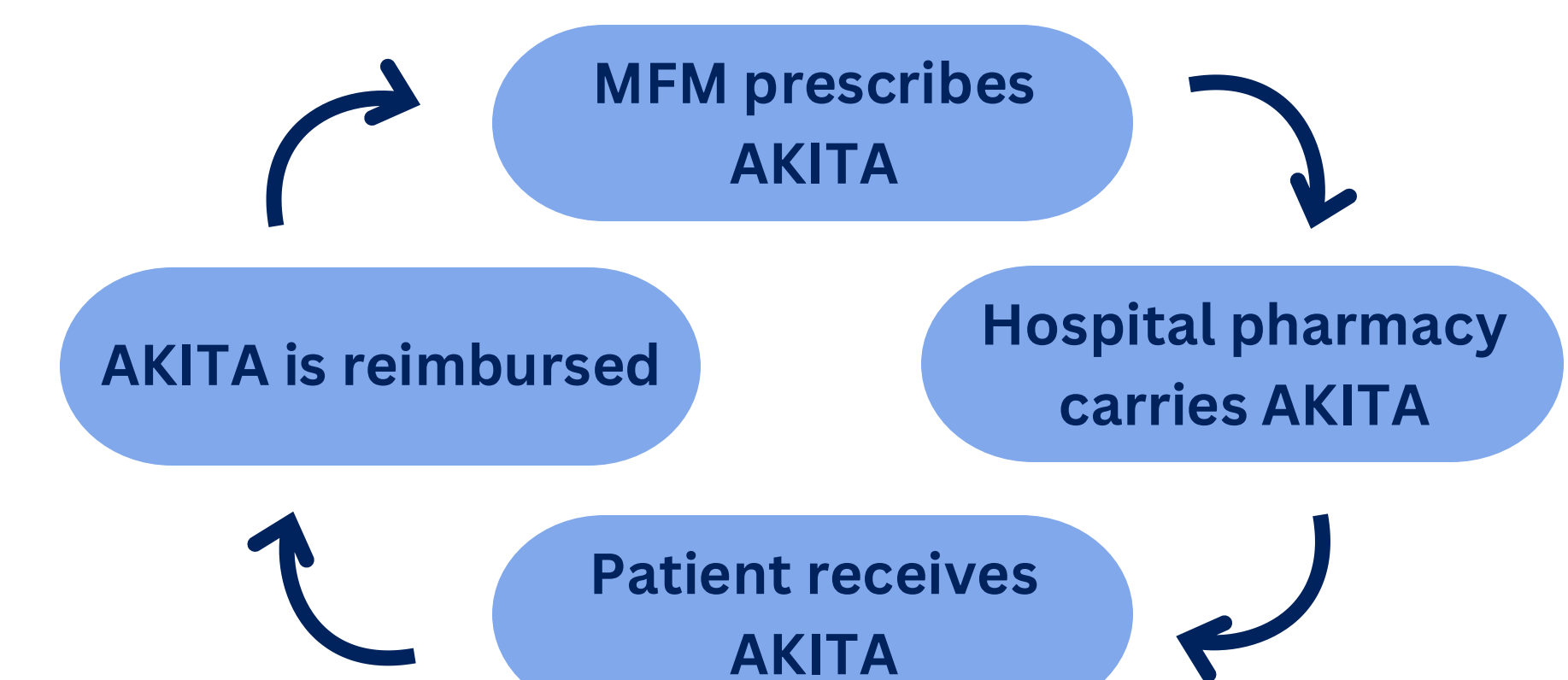


- 10 MFM centers in strategic cluster
- 5,000+ pregnancies managed annually
- Key opinion leaders



- Scale to 108 MFM centers
- Leveraging Global PrAKI Consortium, Society for MFMs, and Preeclampsia Foundation relationships

Device + Subscription Pricing Model



- B2B model: partner directly with MFM practices
- Base unit: \$140 one-time purchase
- Disposable cartridges: \$60/month
- Total cost: \$500 over 6 months of monitoring

Acknowledgements

We would like to thank our clinician mentor, Dr. Arthur Jason Vaught, for advising us on this project. We would also like to thank our sponsors, Rakesh Sethi and Joshua de Souza, for their continued support. We would also like to acknowledge Dr. Jeanne Sheffield, Dr. Anum Minhas, Dr. Marika Toscano, Dr. Matthew Gross, Dr. Ryan King, Dr. Angela Vinturache, Katie Solley, Dr. Harshad Sanghvi, Michael Mestek, and the CBID faculty for their mentorship and guidance.

References

